



Iqra Educational Institute

SDA Colony, Bemina

GUIDELINES FOR PARENTS OF FOUNDATIONAL LEVEL (UKG)

The tender buds of foundational level stage I (LKG) are to be handled with care. One important concept for parents is that they should not consider these kids as school children, as they treat students of other stages. Although they are going to school but the school is also preparing them for proper schooling. Which they are about to enter from class 3rd. The couple of years that they spent in the foundational stage are to be meant for the purpose of correcting their locomotive, cognitive, social, environmental, aesthetic, ethical, emotional, relational, retention and such other behavioural traits. They are not supposed to read and write and understand things as adults. We should not try to take them to the advanced chronological periods for which they are not yet ready. The period is considered as pre-schooling period and is the extension of infancy. Reading writing is the advanced skill for which a child needs concentration of senses. This in no case is the time of their sensual stress. We are as such giving you certain instructions that need to be followed in letter and spirit. Children of this age-group should be groomed in such a way that they get attracted to school environs. Care is to be taken that they do not develop school phobia which leaves a bad impression on their tender minds. In a play way method we need to increase their literary and numbering skills and enhance their knowledge of things around them. We need to train their senses and naturally strengthen their muscles by simple activities and power of coordination of senses, so that we prepare them for the proper educational skills.

Guidelines (with respect to)

1. General Cleanliness:

- i) Keep an additional uniform at home so that soiled uniform is sent to laundry every day or at most after every couple of days. Small kids spoil their clothes frequently.
- ii) Daily bath keeps the child neat and clean.
- iii) Dressing the hair, brushing teeth, washing hands and face. Polishing shoes, wearing ironed clothes should be cultivated as a daily habit.
- iv) Washing hands after going to wash-room should be cultivated.

2. General Rules and Regulations:

- i) Punctuality and regularity is obligatory; in case of utmost urgency send a leave application on the proper format.
- ii) Parents-Teacher-Cooperation is vital, as such you should check the diary of the child so that teachers quarries are responded and parents remarks are addressed. Parents are called to school in matters of specific interest. They should find time to respond quickly.
- iii) Parents should cooperate in enforcing class activities and work sheets. These things are part of assessment and evaluation.
- iv) Pay your school dues in time.
- v) Parents are advised to inculcate the habit of Salah among the students.
- vi) They should also avoid their children from spending hours in watching TV and also using of Mobile phones for purposes other than kids activity.
- vii) It is also advisable to monitor the activities of your children without hurting their ego in order to maintain their mental health.

HOD

Foundational stage

Iqra Educational Institute



SDA Colony Bemina, Srinagar

Phone No: - 0194-2491226, 9541756867

Email: - iei.srinagar@gmail.com

WINTER WORKSHEETS FOR UKG-2024-25

*Subject: Literacy I, Literacy II, Numeracy,
EVS, GK, Circle time, Moral values*

“English Writing”

1. Small cursive a-z
 2. Capital cursive A-Z
 3. Case pairing two letter words
 4. Two letter words like it, in.
 5. Seven words (short vowel sounds) a,e,i,o,u
- BOOK WORK SEM 1:- PAGE NO 5 TO 18.

“MATHS WRITING”

1. In figures (1-50)
 2. Backward counting (30-0)
 3. Before ,after and in between
 4. Addition (+)
 5. Subtraction (-)
 6. In words (1-15)
 7. Dictation (1-100)
 8. Table of 2, 3, 4
- BOOK WORK SEM 1:- PAGE NO 5 TO 23.

“EVS”

1. Myself
2. Sports
3. Senses
4. Hand prints
5. Healthy habits

“ENGLISH RHYME”

1. Just me
2. There was an old woman
3. Mulberry bush

“G.K”

1. Myself
2. My body
3. Oceans & continents
4. weather

“Urdu”

- ۱- حروف تہجی اسے لے تک
- ۲- آدھی شکلیں
- ۳- شرارتی حروف (نو)
- ۴- آدھی شکلوں کے ساتھ اکا جوڑ
- ۵- ۵ میوں کے نام
- ۶- ۵ سبزیوں کے نام
- ۷- اردو پڑھائی (صفحہ نمبر ۵-۱۴)

Project work:

1. Make an art on a plane chart by using different types of pulses.
2. Importance of Hukh syen(four lines)

CIRCLE TIME FOR UKG

How are you?
Nice to meet you.
I am pleased.
So nice of you.
This is my favourite.
You are looking pretty.
You are doing well.
Calm down.
Don't fry my nerves.
Put on your breaks.
Everything will be ok.
Don't tease animals.
Don't talk while eating.
Why are you upset?
I had my lunch.
I am reading / writing.
Write properly.
Stop talking.
Go slow.
I lost my pencil / Eraser
It's amazing.
Behave properly.
Pack your bag.
It's not true.
Please listen to me.
Hold it.
What's your excuse this time?
Don't push each other.
Three magical words:- Thank you, Sorry and please.
When is lunch time?
What's going on?
It's hot / cold day.
Tuck in your shirt.
Is this correct?
I am busy.
See you tomorrow.
It's very late.
He is true to his word.
Do not bother me.
Switch off the light.
Turn off the tap.
How can I help you?
What would you like to have.
She/he is on leave.

Wipe your nose.
Don't bite your nails.
Don't push each other.
Don't use abusive language.
Don't tear your notebooks.
Don't be liar / cheater.
Don't lick your fingers.
It's sunny / rainy.
Have a break.
Stop irritating me.
Are you getting me?
I appreciate you.
Don't make noise.
She/He is disturbing me.
Listen to your elders.
Sit here.
Come Inside.
What is the time now?
Glad to meet you.
I am Without diary/book.
I will wait.
Don't use abusive language.
May I ask a question?
I am feeling bored.
Don't be a baby.
I need this.
Do good have good.
Turn off the tap.
I am happy/sad/thirsty/hungry.
I am ready.
Put on your shoes, clothes etc.
Shall I start reading, writing etc.
I have done this.
It's raining.
I am pleased.
Don't pluck flowers.
I will try my best.
Switch on the light.
Befriend her
Please give me pencil /eraser.
Did you enjoyed your meal?
Anything else you need
I am feeling sleepy.

“English Writing”

1. Small cursive a-z
 2. Capital cursive A-Z
 3. Case pairing two letter words
 4. Two letter words like it, in.
 5. Seven words (short vowel sounds) a,e,i,o,u
- BOOK WORK SEM 1:- PAGE NO 5 TO 18.

“MATHS WRITING”

1. In figures (1-50)
 2. Backward counting (30-0)
 3. Before ,after and in between
 4. Addition (+)
 5. Subtraction (-)
 6. In words (1-15)
 7. Dictation (1-100)
 8. Table of 2, 3, 4
- BOOK WORK SEM 1:- PAGE NO 5 TO 23.

“EVS”

1. Myself
2. Sports
3. Senses
4. Hand prints
5. Healthy habits

“ENGLISH RHYME”

1. Just me
2. There was an old woman
3. Mulberry bush

“G.K”

1. Myself
2. My body
3. Oceans & continents
4. weather

“Urdu”

1. حروف تہجی اسے لے تک - ۱
2. آدمی شکلیں - ۲
3. شرارتی حروف (نو) - ۳
4. آدمی شکلوں کے ساتھ اکا جوڑ - ۴
5. مہیوں کے نام - ۵
6. سبزیوں کے نام - ۶
7. اردو پڑھائی (صفحہ نمبر ۵-۱۳) - ۷

Project work:

1. Make an art on a plane chart by using different types of pulses.
2. Importance of Hukh syen(four lines)

How are you?
 Nice to meet you.
 I am pleased.
 So nice of you.
 This is my favourite.
 You are looking pretty.
 You are doing well.
 Calm down.
 Don't fry my nerves.
 Put on your breaks.
 Everything will be ok.
 Don't tease animals.
 Don't talk while eating.
 Why are you upset?
 I had my lunch.
 I am reading / writing.
 Write properly.
 Stop talking.
 Go slow.
 I lost my pencil / Eraser
 It's amazing.
 Behave properly.
 Pack your bag.
 It's not true.
 Please listen to me.
 Hold it.
 What's your excuse this time?
 Don't push each other.
 Three magical words:- Thank you, Sorry and please.
 When is lunch time?
 What's going on?
 It's hot / cold day.
 Tuck in your shirt.
 Is this correct?
 I am busy.
 See you tomorrow.
 It's very late.
 He is true to his word.
 Do not bother me.
 Switch off the light.
 Turn off the tap.
 How can I help you?
 What would you like to have.
 She is on leave.

Wipe your nose.
 Don't bite your nails.
 Don't push each other.
 Don't use abusive language.
 Don't tear your notebooks.
 Don't be liar / cheater.
 Don't lick your fingers.
 It's sunny / rainy.
 Have a break.
 Stop irritating me.
 Are you getting me?
 I appreciate you.
 Don't make noise.
 She/He is disturbing me.
 Listen to your elders.
 Sit here.
 Come Inside.
 What is the time now?
 Glad to meet you.
 I am Without diary/book.
 I will wait.
 Don't use abusive language.
 May I ask a question?
 I am feeling bored.
 Don't be a baby.
 I need this.
 Do good have good.
 Turn off the tap.
 I am happy/sad/thirsty/hungry.
 I am ready.
 Put on your shoes, clothes etc.
 Shall I start reading, writing etc.
 I have done this.
 It's raining.
 I am pleased.
 Don't pluck flowers.
 I will try my best.
 Switch on the light.
 Befriend her
 Please give me pencil / eraser.
 Did you enjoyed your meal?
 Anything else you need
 I am feeling sleepy.

I.E.I

Class:

Subject:

Worksheet

Small cursive a to z.

a b c d

e f g h

i j k l

m n o p

q r s t

u v w x

y z

Class:

I.E.I

Subject:

Worksheet

Joining of small letters.

ab

cd

ef

gh

ij

kl

mn

op

qr

st

uv

wx

yz

Class:

Subject:

Worksheet

Capital cursive A to Z

A B C D

E F G H

I J K L

M N O P

Q R S T

U V W X

Y Z

Class:

Subject:

Worksheet

Case pairing.

Aa Bb Cc Dd

Ee Ff Gg Hh

Ii Jj Kk Ll

Mm Nn Oo Pp

Qq Rr Ss Tt

Uu Vv Ww Xx

Yy Zz

I.E.I

Class:

Subject:

Worksheet

Two letter words.

A a + t = at

E e + m = em

I i + s = is

O o + n = on

U u + s = us

an en in

of up

Class:

Subject:

Worksheet

Words on short vowel sound a and e.

at

et

eat

hen

cat

hen

eat

ten

hat

den

mat

bed

sad

red

I.E.I

Class: _____

Subject: _____

Worksheet

1. words on short vowel sound i and o.

"i"

"o"

pin

pot

bin

hot

lid

hop

dip

top

tin

log

fin

dog

Class:

Subject:

Worksheet

Ten words on vowel sound u.

u

hut

but

nut

sun

fun

gun

Learn the Writing Limits of Numbers

T O	T O	T O	T O	T O	T O	T O	T O	T O	H T O
1	11	21	31	41	51	61	71	81	91
2	12	22	32	42	52	62	72	82	92
3	13	23	33	43	53	63	73	83	93
4	14	24	34	44	54	64	74	84	94
5	15	25	35	45	55	65	75	85	95
6	16	26	36	46	56	66	76	86	96
7	17	27	37	47	57	67	77	87	97
8	18	28	38	48	58	68	78	88	98
9	19	29	39	49	59	69	79	89	99
10	20	30	40	50	60	70	80	90	100

Backward counting 0-

Worksheet

Class: JK 5

T	O	T	O	T	O	T	O	T	O	T	O	T	O	H	T	O
20		10								20		10				
19		9								19		9				
18		8								18		8				
17		7								17		7				
16		6								16		6				
15		5								15		5				
14		4								14		4				
13		3								13		3				
12		2								12		2				
11		1								11		1				



Suean

Class: *UK4*

T	O	T	O	H	T	O
---	---	---	---	---	---	---

Class: *UK4*

T	O	T	O	T	O	H	T	O
<i>Sixteen</i>								
<i>Seventeen</i>								

Number names 1-20

Worksheet

Class:

W.K.G

T O T O T O T O T O T O T O T O T O T O H T O

One

Two

Eleven

Sixteen

Two

Seven

Twelve

Seventeen

Three

Eight

Thirteen

Eighteen

Four

Nine

Fourteen

Nineteen

Five

Ten

Fifteen

Twenty

Addition

Worksheet

Class:

J. S. K.

T O T O T O T O T O T O T O T O T O T O

$$\begin{array}{r} 3 \\ + 3 \\ \hline 6 \end{array}$$

$$\begin{array}{r} 3 \\ + 1 \\ \hline 4 \end{array}$$

$$\begin{array}{r} 6 \\ + 3 \\ \hline 9 \end{array}$$

$$\begin{array}{r} 12 \\ + 12 \\ \hline 24 \end{array}$$

$$\begin{array}{r} 13 \\ + 11 \\ \hline 24 \end{array}$$

$$\begin{array}{r} 25 \\ + 23 \\ \hline 48 \end{array}$$

H T O

Subtraction

Worksheet

Class: U.K. 4

T	O	T	O	T	O	T	O	T	O	T	O	T	O	H	T	O
		8		7		9		5		6						
		- 2		- 4		- 5		- 2		- 4						
		6		3		4		3		2						
		43		64		87		75		79						
		- 11		- 11		- 11		- 21		- 31						
		32		53		76		54		48						

2 ×	1 =	2													3 ×	1 =	3
2 ×	2 =	4													3 ×	2 =	6
2 ×	3 =	6													3 ×	3 =	9
2 ×	4 =	8													3 ×	4 =	12
2 ×	5 =	10													3 ×	5 =	15
2 ×	6 =	12													3 ×	6 =	18
2 ×	7 =	14													3 ×	7 =	21
2 ×	8 =	16													3 ×	8 =	24
2 ×	9 =	18													3 ×	9 =	27
2 ×	10 =	20													3 ×	10 =	30

Table of 4 and 5

Worksheet

Class:

4 x 1 = 4

5 x 1 = 5

4 x 2 = 8

5 x 2 = 10

4 x 3 = 12

5 x 3 = 15

4 x 4 = 16

5 x 4 = 20

4 x 5 = 20

5 x 5 = 25

4 x 6 = 24

5 x 6 = 30

4 x 7 = 28

5 x 7 = 35

4 x 8 = 32

5 x 8 = 40

4 x 9 = 36

5 x 9 = 45

4 x 10 = 40




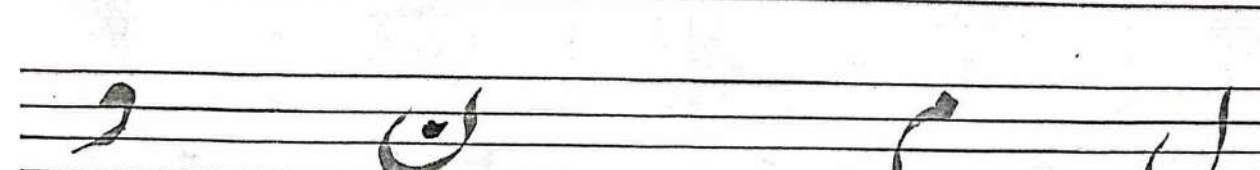

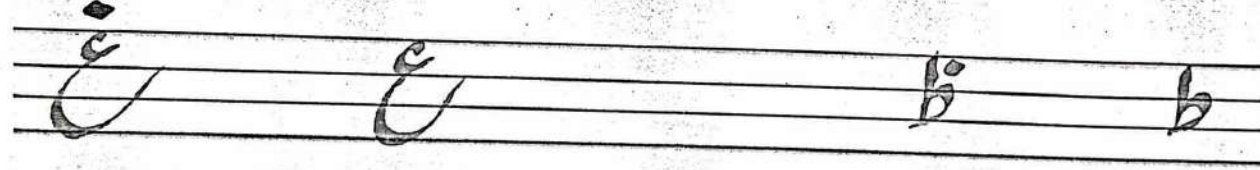





5 x 10 = 50

Class:

Subject:

Worksheet No

حروف تہجی -



Class:

Subejct:

Worksheet No

ادنیٰ شکیں

ادنیٰ شکیں -

Handwritten musical notation on ten staves, showing the Urdu word 'ادنیٰ شکیں' (Adni Shakin) written in a stylized script. The word is split across the staves as follows:





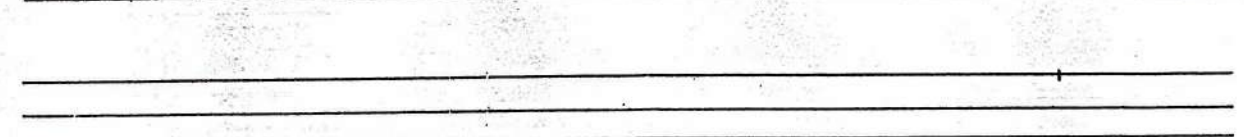







Staff	Character
1	ب
2	پ
3	ت
4	ث
5	ج
6	چ
7	ق
8	ک
9	گ

Class:

Subject:

Worksheet No

حروف تہجی -



Subject:

Class:

Worksheet No

شماره ورقه (نو)

شماره ورقه نو / حرف

ا

و

ز


و

Class:

Subject:

Worksheet No

آدھی شکلوں کے ساتھ ا کا استعمال۔



ب = ا + با د = ا + سا

پ = ا + پا ث = ا + شا

ت = ا + تا ص = ا + سا

ط = ا + طا ض = ا + ضا

ظ = ا + ظا ع = ا + عا

ج = ا + جا ح = ا + حا

چ = ا + چا ف = ا + فا

ق = ا + قا گ = ا + گا

خ = ا + خا ک = ا + کا

گ = ا + گا

Class:

Subject:

Worksheet No

پانچ سبزیوں کے نام

آلو

سیاگ

پالک

گاجر

حرب

پانچ پھلوں کے نام

آم

انار

آڑو

سیب

کیلا

ENGLISH

Worksheet 1

TOPIC: ALPHABET PRACTICE

Q1. Write the capital letter for every small letter given below:

1. b _____

2. d _____

3. f _____

4. i _____

5. g _____

6. m _____

7. n _____

8. t _____

9. w _____

10. z _____

Q2. Write the small letter for every capital letter given below:

1. A _____

2. N _____

3. C _____

4. O _____

5. J _____

6. K _____

7. R _____

8. U _____

9. E _____

10. X _____

Worksheet 2

Q1. Circle the vowels from the following given words.

1. UMBRELLA

2. CAT

3. ICECREAM

4. OWL

5. BABIES

6. TREE

7. SHOE

8. BOOK

9. UNICORN

10. FIVE

Q2. Circle the consonants in the following words.

1. ROSE

2. TABLE

3. CAMP

4. SCHOOL

5. KITE

6. MOTHER

- 7. PRINCE
- 9. CHILDREN
- 11. PENGUIN

- 8. FOOTBALL
- 10. CLOTHES
- 12. AEROPLANE

Worksheet 3

Q1. Rearrange the jumbled letters to make meaningful words.

- i. ABJ Bat
- ii. BKOO _____
- iii. APJ _____
- iv. ODL _____
- v. BSU _____
- vi. UMLY _____
- vii. SOHE _____
- viii. EDB _____
- ix. SNL _____
- x. BLYA _____

Q2. Write a word each starting from the following letters:

- i. B Baby
- ii. W _____
- iii. H _____
- iv. R _____
- v. A _____
- vi. P _____
- vii. M _____
- viii. L _____
- ix. S _____
- x. O _____

9. Clean _____

10. Dry _____

Q2. Draw a line to match the word on the left to its opposite.

- | | |
|---------|-----------|
| 1. Wet | a) Many |
| 2. Few | b) Bright |
| 3. Dark | c) Dry |
| 4. Fast | d) Short |
| 5. Long | e) Slow |

Worksheet 7

Q1. Replace the underlined naming words with 'he', 'she' or 'it' and rewrite the sentences.

- a) Hafsa is a beautiful girl. _____
- b) Shoaib writes a letter to his sister. _____
- c) Tiger attacked a rabbit. _____
- d) Madiha is wearing a beautiful skirt. _____
- e) A mouse bit my clothes. _____

Q2. Tick the correct options to complete the sentences.

- a) These/ That grapes are sweet. _____
- b) Give me that/these chair. _____
- c) Give me this/those pen. _____
- d) These/That boys are my friends. _____
- e) This /Those letter was written by my sister. _____
- f) This/These is my pink frock. _____
- g) Those/This are my books. _____
- h) Pick up that/these box. _____
- i) Look at this/that aeroplane. _____

j) That/ Those is my pet dog.

Worksheet 8

Q1. Re-arrange the words to form sentences.


- a) have/ kite/ a / I _____
- b) red / apple / is / an _____
- c) is / this / ball/ a _____
- d) blue / ruler/ is/ the _____
- e) sweet / an / orange / is _____

Q2. Use 'is', 'am' or 'are' in the blanks.

- a) She _____ a girl.
- b) It _____ raining.
- c) We _____ students.
- d) Rita _____ playing.
- e) Children _____ reading.
- f) I _____ a boy.
- g) He _____ a good boy.
- h) They _____ sleeping.
- i) Two girls _____ walking.
- j) Tom _____ drawing pictures.

Worksheet 9

Q1.



- a. The bird is _____ the roof.
- b. The grass is _____ the house.
- c. The clouds are _____ the house.
- d. Boy is standing _____ the tree.
- e. The girl is _____ the house.

ON	Near	Above
In	Under	

SCIENCE

Worksheet 1

Q1. Write (L) for living things and (NL) for non-living things in the boxes below.

a) Cat

b) Aeroplane

c) Hen

d) Telephone

e) Ball

f) Car

g) Grass

h) Car

i) Man

Q2. Fill in the blanks with the help of words given in the boxes:

Walk hear hands see
Five smell taste skin

a) We have _____ sense organs.

b) We can _____ with our eyes.

c) We can _____ with our legs.

d) We can _____ with our ears.

e) We can write with our _____.

f) Our nose help us to _____.

g) We _____ food with our tongue.

h) We feel with our _____.

Q3. Colour the circle with red for fruits and green for vegetables.

a) Grapes

b) Potato

c) Mango

d) Onion

e) Watermelon

f) Peas

g) Tomato

h) Orange

i) Apple

Q4. Tick the correct answer.

- i) Tyre and balloon are filled with:
 - a) water b) air c) sand
- ii) We use water for:
 - a) Breathing b) Drinking c) Driving
- iii) We need air to:
 - a) Breath b) Washing c) Bathing
- iv) We need water to:
 - a) sail b) reading c) live

Worksheet 2

Q1. Colour the correct boxes to describe yourself. Paste your picture in the box.

- 1. I have long short hair.
- 2. I have brown Black hair.
- 3. I have White Black teeth.
- 4. I have Black Brown Grey eyes.



Q2. Circle the correct words.

- 1. My hands help me to _____
Sing, stand, clap, dance, eat, hold, draw.
- 2. My eyes help me to _____
Eat, walk, hop, see, taste, climb, run.

Q3. Do you take care of your body parts. Check for yourself:



1. Do you take bath daily. Yes/No
2. Do you comb your hair daily. Yes/No
3. Do you wear clean socks. Yes/No
4. Do you trim your nails regularly. Yes/No
5. Do you brush your teeth twice a daily. Yes/No

Worksheet 3

Q1. Name any three clothes you would prefer to wear in

1. Summer _____
2. Winter _____

Q2. Circle the things that we use in our daily lives.




Q3. Draw the circle around the food items.

- | | | | |
|--------|--------|------------|---------|
| Bread | chair | Biscuit | Pencil |
| Eraser | Milk | Meat | Curd |
| Book | Bag | chocolates | Table |
| Tea | Grapes | frame | Egg |
| Phone | Banana | Curtain | Chicken |

Worksheet 4

Q1. Name the following body parts.



Q2. How many of each do you have? Write the number in the box.

1. Hand

2. Feet

3. Nose

4. Eyes

5. Thumbs

6. Tongue

Q3. Identify the things and write the names against it.

a)



_____ U _____

b)




F _____ R

c)



_____ N _____

d)



_____ I _____

e)



_____ R _____ J _____ L

MATHEMATICS

Worksheet 1

Q1. Count the stars in each box. Match with the correct number.

a) ☆ ☆ ☆ ☆ ☆

8

b) ☆ ☆ ☆ ☆ ☆ ☆ ☆

c) ☆ ☆ ☆ ☆ ☆ ☆ ☆ ☆

d) ☆ ☆ ☆ ☆ ☆ ☆ ☆ ☆ ☆ ☆

e) ☆ ☆ ☆ ☆ ☆ ☆ ☆
☆ ☆ ☆ ☆ ☆ ☆ ☆

f) ☆ ☆ ☆ ☆ ☆ ☆ ☆ ☆ ☆ ☆
☆ ☆ ☆ ☆ ☆ ☆

g) ☆ ☆ ☆ ☆ ☆ ☆ ☆ ☆ ☆ ☆
☆ ☆

Q2. Fill in the missing numbers.

a) 7, 8, _____, _____, 11, _____, _____, _____, 15.

b) 24, _____, 26, _____, _____, 29, _____, _____, 32.

c) 36, _____, _____, 39, _____, _____, 42, _____, _____.

d) 50, _____, _____, 53, _____, 55, _____, _____, 58.

e) 88, _____, _____, _____, 92, _____, 94, _____, _____.

Q3. Write backwards.

- a) 10, _____, _____, _____, 6, _____, _____, 3
b) 23, _____, _____, 20, _____, _____, _____, 16
c) 45, _____, _____, _____, _____, 40, _____, 38
d) 60, _____, _____, 67, _____, _____, 64, _____
e) 75, _____, _____, _____, 71, _____, _____, 68.

Q4. Write the number that comes before, between and after.

	Before	Between	After
a)	_____ 8	17 _____ 19	54 _____
b)	_____ 15	29 _____ 31	39 _____
c)	_____ 30	42 _____ 44	60 _____
d)	_____ 52	63 _____ 65	75 _____
e)	_____ 63	70 _____ 72	99 _____

Q5. Put the correct sign $>$, $<$ or $=$.

- a) 22 _____ 42
b) 33 _____ 32
c) 40 _____ 40
d) **82** _____ **85**
e) **99** _____ **94**

Q6. Colour the smaller number in red.

- a) (6) (3) (5) b) (2) (5) (9)
- c) (9) (5) (1) d) (4) (1) (8)

Worksheet 2

Q1. Colour the bigger number yellow.

a) $\textcircled{4}$ $\textcircled{1}$ $\textcircled{8}$

b) $\textcircled{4}$ $\textcircled{1}$ $\textcircled{8}$

c) $\textcircled{4}$ $\textcircled{1}$ $\textcircled{8}$

d) $\textcircled{4}$ $\textcircled{1}$ $\textcircled{8}$

e) $\textcircled{4}$ $\textcircled{1}$ $\textcircled{8}$

Q2. Arrange the numbers in increasing order:

a) 7, 4, 6, 3, 5 _____

b) 8, 2, 11, 7, 6 _____

c) **3, 4, 2, 7, 10** _____

d) **7, 6, 5, 1, 8** _____

e) **6, 8, 5, 4, 1** _____

Q3. Arrange the numbers in decreasing order:

a) **5, 4, 7, 6, 9** _____

b) **6, 8, 5, 4, 10** _____

c) **7, 3, 8, 4, 2** _____

d) **8, 2, 5, 4, 3** _____

e) **5, 9, 6, 8, 2** _____

Q4. Write the number name for the given numbers:

a) 12 _____

f) 50 _____

b) 15 _____

g) 71 _____

c) 24 _____

h) 68 _____

d) 39 _____








i) 75 _____

e) 43 _____








j) 100 _____

Worksheet 3

Q1. Fill in the boxes with numbers.

a)  and  is equal to  
  

+ =

b)  and  is equal to  
  

+ =

Q2. Draw strokes and add:



a)
$$\begin{array}{r} 9 \\ + 2 \\ \hline \\ \hline \end{array}$$

b)
$$\begin{array}{r} 6 \\ + 4 \\ \hline \\ \hline \end{array}$$

c)
$$\begin{array}{r} 6 \\ + 0 \\ \hline \\ \hline \end{array}$$

d)
$$\begin{array}{r} 7 \\ + 2 \\ \hline \\ \hline \end{array}$$

Q3. Fill in the boxes with numbers:

a)  taken away  is equal to 
  

b)

Q4. Subtract the following numbers using strokes.

a) 8	b) 9	c) 4	d) 7
- 5	- 0	- 2	- 7
_____	_____	_____	_____
_____	_____	_____	_____

Worksheet 4

Q1. Match the following:

a) $5 + 4$	$\textcircled{10}$	b) $9 - 5$	$\textcircled{7}$	c) $6 + 2$	$\textcircled{9}$
d) $10 - 8$	$\textcircled{4}$	e) $3 + 7$	$\textcircled{8}$	f) $8 - 1$	$\textcircled{2}$

Q2. Add the numbers:

a)	<table border="1"> <thead> <tr> <th>Tens</th> <th>Ones</th> </tr> </thead> <tbody> <tr> <td>1</td> <td>5</td> </tr> <tr> <td colspan="2">+</td> </tr> <tr> <td></td> <td>2</td> </tr> <tr> <td colspan="2">_____</td> </tr> <tr> <td colspan="2">_____</td> </tr> </tbody> </table>	Tens	Ones	1	5	+			2	_____		_____		b)	<table border="1"> <thead> <tr> <th>Tens</th> <th>Ones</th> </tr> </thead> <tbody> <tr> <td>2</td> <td>7</td> </tr> <tr> <td colspan="2">+</td> </tr> <tr> <td></td> <td>4</td> </tr> <tr> <td colspan="2">_____</td> </tr> <tr> <td colspan="2">_____</td> </tr> </tbody> </table>	Tens	Ones	2	7	+			4	_____		_____		c)	<table border="1"> <thead> <tr> <th>Tens</th> <th>Ones</th> </tr> </thead> <tbody> <tr> <td>1</td> <td>9</td> </tr> <tr> <td colspan="2">+</td> </tr> <tr> <td>1</td> <td>3</td> </tr> <tr> <td colspan="2">_____</td> </tr> <tr> <td colspan="2">_____</td> </tr> </tbody> </table>	Tens	Ones	1	9	+		1	3	_____		_____	
Tens	Ones																																								
1	5																																								
+																																									
	2																																								

Tens	Ones																																								
2	7																																								
+																																									
	4																																								

Tens	Ones																																								
1	9																																								
+																																									
1	3																																								

Q3. Subtract the numbers:

Tens	Ones
4	7
-	3
<hr/>	

Tens	Ones
5	3
-	4
<hr/>	

Tens	Ones
7	2
- 1	3
<hr/>	

Worksheet 5

Q1. Fill in the boxes using multiplication tables.

a) $2 \times 3 =$

b) $3 \times 7 =$

c) $4 \times 6 =$

d) $4 \times 5 =$

e) $5 \times 8 =$

f) $6 \times 6 =$

g) $5 \times 6 =$

h) $3 \times 9 =$

i) $4 \times 4 =$

j) $5 \times 3 =$

Q2. Fill in the blanks.

a) $9 + 4 =$ _____

b) $3 +$ _____ $= 5$

c) $12 + 0 =$ _____

d) $3 - 1 =$ _____

e) $10 -$ _____ $= 8$

f) $8 - 0 =$ _____

g) _____ $+ 5 = 9$

h) _____ $- 4 = 6$

i) $7 + 2 =$ _____

j) $10 - 10 =$ _____

Q3. Tick the correct answer.

a) $10 + 9 = 10$ or 1 or 19

b) $25 - 4 = 29$ or 21 or 19

c) $20 + 0 = 0$ or 2 or 20

d) $33 - 10 = 20$ or 13 or 23

e) $15 - 9 = 24$ or 6 or 14

f) $17 - 17 = 34$ or 0 or 27

g) $13 + 7 = 20$ or 6 or 14

h) $30 - 10 = 40$ or 20 or 29

i) $16 + 6 = 10$ or 26 or 22

j) $24 - 0 = 0$ or 24 or 14

Q4. Fill in the missing number.

a) $2 \times 3 = \underline{\quad}$

b) $\underline{\quad} \times 4 = 8$

c) $2 \times \underline{\quad} = 14$

d) $\underline{\quad} \times 5 = 20$

e) $3 \times \underline{\quad} = 18$

f) $7 \times 0 = \underline{\quad}$



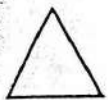

g) $4 \times \underline{\quad} = 24$

h) $8 \times \underline{\quad} = 8$

i) $\underline{\quad} \times 4 = 16$


j) $\underline{\quad} \times 10 = \underline{\quad}$


Q5. Count the shapes and colour the circle with the correct answer.





Worksheet 6


Q1. Count and fill in the blanks.

a)  $2 + 2 + 2 + 2 = \underline{\quad} \times \underline{\quad} = \underline{\quad}$

b)  $3 + 3 + 3 = \underline{\quad} \times \underline{\quad} = \underline{\quad}$

c)  $5 + 5 = \underline{\quad} \times \underline{\quad} = \underline{\quad}$

d)  $7 + 7 + 7 = \underline{\quad} \times \underline{\quad} = \underline{\quad}$

e) 

$4 + 4 + 4 + 4 = \underline{\quad} \times \underline{\quad} = \underline{\quad}$

Q2. Match the following.

- | | |
|-----------------|----|
| a) 4×9 | 18 |
| b) 3×5 | 36 |
| c) 2×9 | 25 |
| d) 4×8 | 15 |
| e) 5×5 | 32 |
| f) 2×8 | 27 |
| g) 3×9 | 16 |
| h) 4×7 | 30 |
| i) 5×6 | 48 |
| j) 6×8 | 28 |

Q3. Colour the correct answer.

a) $2 \times 4 =$ 6 8 10

b) $3 \times 5 =$ 8 10 15

c) $2 \times 6 =$ 8 12 15

d) $4 \times 8 =$ 12 32 35

e) $3 \times 9 =$ 27 30 35

f) $5 \times 7 =$ 30 35 40

g) $4 \times 3 =$ 10 12 14

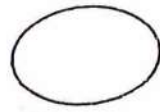
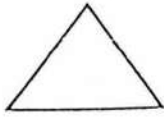
h) $3 \times 6 =$ 14 16 18

i) $5 \times 9 =$ 40 43 45

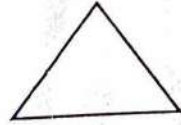

j) $4 \times 5 =$ 15 20 25

Q4. Match the following shapes.



a)




b)



c)



d)



(ورک شیٹ ۲)

(۲) سورہ الفاتحہ، سورہ اخلاص اور سورہ کوثر یاد کریں۔

(۳) اول کلمہ، دوم کلمہ اور سوم کلمہ یاد کریں۔

(۴) دُعائیں یاد کریں (سبق نمبر ۱ سے سبق نمبر ۵ تک)۔

(یہ دُعائیں یو۔ کے۔ جی۔ کی دینیات کتاب میں صفحہ نمبر ۳۸ سے ۴۲ تک دیکھئے۔)

اسلامیت

(ورک شیٹ ۱)

۱: حروف تہجی (الف سے ی تک) ادا ینگلی کے ساتھ یاد کیجئے۔

----- ☆

----- ☆

----- ☆

----- ☆

----- ☆

----- ☆

----- ☆

----- ☆

(۴) تول

(۵) مٹر

(۶) ساگ

(۷) جسم

(۸) پھول

س ۴: زیر ()، زبر ()، پیش () لگا کر الفاظ کو مکمل کیجئے۔

رت	جس	سب
کس	پل	نب
بس	مل	گم
رب	تم	ڈر
دل	رس	گن
دس	اس	رک

س ۵: شرارتی حروف کے خانوں میں رنگ بھریئے۔

و	ہ	د	ط	ص
ذ	ک	ژ	ج	ڑ
ا	س	ٹ	ز	ع

(ورک شیٹ ۴)

س: جوڑ کر لکھئے (چار حرف کا)

ج + ہ + ا + ز = -----

ت + ت + ل + ی = -----

ل + ل + ک + ی = -----

ا + ن + ا + ر = -----

ا + س + ت + د = -----

ک + ر + س + ی = -----

گھ + و + ل + ا = -----

ک + ت + ا + ب = -----

س: توڑ کر لکھئے (دو حرف کا)

----- = کر (۵)

----- = ڈم (۱)

----- = چپ (۶)

----- = جڑ (۲)

----- = ہم (۷)

----- = جب (۳)

----- = تم (۸)

----- = تب (۴)

س: توڑ کر لکھئے (تین حرف کا)

----- حال (۱)

----- کام (۲)

----- (۳)

----- (۸)

----- (۱۰)

----- (۷)

----- (۹)

س ۳: جوڑ کر لکھئے۔

----- = ل + ن (۲)

----- = ب + س (۴)

----- = ب + ٹ (۶)

----- = ل + ہ (۸)

----- = س + ب (۱)

----- = گ + ج (۳)

----- = ل + پھ (۵)

----- = آ + م (۷)

س ۴: جوڑ کر لکھئے۔

----- = ک + ا + ن (۱)

----- = م + ل + ق (۲)

----- = ر + م + ث (۳)

----- = ب + ی + س (۴)

----- = ر + و + م (۵)

----- = ت + ا + ج (۶)

----- = و + ز + ن (۷)

----- = ب + ط + خ (۸)

(ورک شیٹ ۲)

س: آدھی شکلیں لکھئے۔

- | | |
|--------------|--------------|
| -----=خ (۱۳) | -----=ب (۱) |
| -----=س (۱۴) | -----=پ (۲) |
| -----=ش (۱۵) | -----=ت (۳) |
| -----=ص (۱۶) | -----=ٹ (۴) |
| -----=ض (۱۷) | -----=ث (۵) |
| -----=ع (۱۸) | -----=ج (۶) |
| -----=غ (۱۹) | -----=چ (۷) |
| -----=ف (۲۰) | -----=ح (۸) |
| -----=ک (۲۱) | -----=ق (۹) |
| -----=ل (۲۲) | -----=گ (۱۰) |
| -----=ن (۲۳) | -----=م (۱۱) |
| -----=ی (۲۴) | -----=ہ (۱۲) |

(ورک شیٹ ۳)

س: دو چشمی والے حروف لکھئے (صرف دس)

- | | |
|-----------|-----------|
| ----- (۲) | ----- (۱) |
| ----- (۴) | ----- (۳) |
| ----- (۶) | ----- (۵) |

اردو

(ورک شیٹ ۱)

س: حروف تہجی 'ا' سے 'ت' تک لکھئے۔

س: (۱)

(۱)

