

Iqra Educational Institute



SDA Colony Bemina, Srinagar

Phone No: - 0194-2491226, 9541756867

Email: - iei.srinagar@gmail.com

WINTER WORKSHEETS FOR UKG- 2024-25

Subject: *Literacy I, Literacy II, Numeracy, EVS, GK, Circle time, Moral values*

CLASS: LKG

“English Writing”

1. Small cursive a-z
2. Capital cursive A-Z
3. Joining of small letters ab-yz
4. Case pairing two letter words
4. Two letter words like it, in.

BOOK WORK SEM 1:- PAGE NO 8 TO 22.

“MATHS WRITING”

1. In figures (1-100)
2. Backward counting (20-0)
3. Before ,after and in between
4. Addition (+)
5. Subtraction (-)
6. In words (1-10)
7. Dictation (1-100)

BOOK WORK SEM 1:- PAGE NO 5 TO 23.

“EVS”

1. Myself
2. My body
3. My family
4. Keeping clean
5. Safety at home

“ENGLISH RHYME”

1. ABCD song
2. Two little hands
3. The little teapot

“G.K”

1. Myself
2. My body
3. Universe
4. Seasons

“URDU ”

- ۱۔ حروف تہجی اسے تک
- ۲۔ آدھی شکلیں
- ۳۔ شرارتی حروف (نو)
- ۴۔ آدھی شکلوں کے ساتھ اکا جوڑ
- ۵۔ اردو پڑھائی (صفحہ نمبر ۵-۱۴) اور صفحہ نمبر ۲۷۔

Circle Time FOR LKG

“Concept of Greetings”
(WaiakumAsalam) peace be upon you too
Pleasing words “Thankyou, Please & Sorry
Excuse me
I have done my work
Teacher! I need your help
See you tomorrow
Tuck in your shirt
I am pleased
She is irritating me
Write properly
Behave properly
Go slow
Stop talking please
I am working
Please hold it
What is going on
She/he is on leave
I will try my best
Sit here
Are you getting me?
When is lunch time?
Don't talk while eating
I had my lunch
How can I help you?
It's amazing
Be on time
Please clean the board
Always respect your elders and teachers
Don't be late for the class
Everything is fine
Please give me the piece of paper
Come inside and sit here.

(Asalamuiakum) Peace be upon you
Fiamaniallah (In the protection of Allah)
Please get aside
Pass it on
Is this correct
He is troubling me
Don't use abusive language
Don't make noise
I lost my pencil/ eraser
Glad to meet you
Pack your bags
Can I say something
Teacher! I am not getting it
May I ask a question
When is lunch time
Please don't bother me
Anything else you need
The classroom should be clean
Why are you upset
I need a break
I appreciate you
Don't bite your nails
Don't push each other
Never miss the prayers
Can I wash my hands please?
This notebook is torn
Please pack your items properly
Please help yourself
Have a nice day
It was really good!
Don't worry
Today I am not feeling well
I forgot my tiffin box at home

GK FOR LKG

MY SELF

Q1. What is your name?

Ans. My name is _____

Q2. Are you a boy / a girl?

Ans. I am a _____

Q3. How old are you?

Ans. I am _____ years old.

Q4. Where do you live?

Ans. I live at _____

MY BODY

Q1. Name five body parts?

Ans. Eyes, ears, nose, legs, hands.

Q2. What do you hear with?

Ans. I hear with my ears.

Q3. What do you see with?

Ans. I see with my eyes.

Q4. How many hands do you have?

Ans. I have two hands.

Topic: Universe

Q1: How many planets are there in our solar system?

Ans: 8

Q2: Name the natural satellite of earth?

Ans: Moon.

Q3: Who was the first Indian to walk on moon?

Ans: Rakesh Sharma

Q4: Which planet is called blue planet?

Ans: Earth

Q5: Name the main source of light.

Ans: Sun

Topic: Seasons

Q1: How many seasons are there in a year?

Ans: 4

Q2: Name them.

Ans: Spring, summer, autumn and winter

Q3. In which season plants shed their leaves?

Ans: Autumn

Q4: In which season we wear woolen clothes?

Ans: Winter

Q5: In which season we wear cotton clothes?

Ans: Summer

Class: _____

Subject: _____

Worksheet

Small cursive a to z.

a b c d

e f g h

i j k l

m n o p

q r s t

u v w x

y z

Class:

Worksheet

Joining of small letters.

al

id

if

ih

ij

kl

mn

oh

or

st

uv

wx

yz

Class:

Subject:

Capital cursive *A* to *Z*

Worksheet

A B C D

E F G H

I J K L

M N O P

Q R S T

U V W X

Y Z

Worksheet

Case pairing.

Aa

Bb

Cc

Dd

Ee

Ff

Gg

Hh

Ii

Jj

Kk

Ll

Mm

Nn

Oo

Pp

Qq

Rr

Ss

Tt

Uu

Vv

Ww

Xx

Yy

Zz

I.E.I

Class: _____

Subject: _____

Worksheet

Two letter words.

A a + t = at

l e + n = en

I i + s = is

o o + n = on

u u + s = us

an en in

of up

Learn the Writing Limits of Numbers

T	O	T	O	T	O	T	O	T	O	T	O	T	O	H	T	O			
1	1	2	1	3	1	4	1	5	1	6	1	7	1	8	1	9	1		
2	1	2	2	3	2	4	2	5	2	6	2	7	2	8	2	9	2		
3	1	2	3	3	3	4	3	5	3	6	3	7	3	8	3	9	3		
4	1	2	4	3	4	4	4	5	4	6	4	7	4	8	4	9	4		
5	1	2	5	3	5	4	5	5	5	6	5	7	5	8	5	9	5		
6	1	2	6	3	6	4	6	5	6	6	6	7	6	8	6	9	6		
7	1	2	7	3	7	4	7	5	7	6	7	7	7	8	7	9	7		
8	1	2	8	3	8	4	8	5	8	6	8	7	8	8	8	9	8		
9	1	2	9	3	9	4	9	5	9	6	9	7	9	8	9	9	9		
10	2	3	4	5	6	7	8	9	0	1	2	3	4	5	6	7	8	9	0

Addition

Worksheet

Class: *L.K.G.*

T O T O T O T O T O T O T O T O H T O

$$1 + 2 = 3$$

$$4 + 0 = 4$$

$$2 + 2 = 4$$

$$3 + 1 = 4$$

$$3 + 1 = 4$$

$$6 + 0 = 6$$

$$6 + 0 = 6$$

$$3 + 4 = 7$$

$$1 + 3 = 4$$

$$1 + 1 = 2$$

$$7 + 2 = 9$$

$$4 + 1 = 5$$

Subtraction

Worksheet

Class:

JKG

T O T O T O T O T O T O T O T O H T O

3 4 6 7 5

- 1 - 1 - 1 - 1 - 1

2 3 5 6 4

8 7 9 5 6

- 2 - 4 - 5 - 2 - 4

6 3 4 3 2

Backward counting/0-

Worksheet

Class:

2019

T	O	T	O	T	O	T	O	T	O	T	O	T	O	H	T	O
10						10						10				
9						9						9				
8						8						8				
7						7						7				
6						6						6				
5						5						5				
4						4						4				
3						3						3				
2						2						2				
1						1						1				

Number names 1-10

Worksheet

Class:

[Handwritten signature]

T O T O T O T O T O T O T O T O T O H T O

One

Five

Two

Seven

Three

Eight

Four

Nine

Five

Ten

$2 \times 1 = 2$

$3 \times 1 = 3$

$2 \times 2 = 4$

$3 \times 2 = 6$

$2 \times 3 = 6$

$3 \times 3 = 9$

$2 \times 4 = 8$

$3 \times 4 = 12$

$2 \times 5 = 10$

$3 \times 5 = 15$

$2 \times 6 = 12$

$3 \times 6 = 18$

$2 \times 7 = 14$

$3 \times 7 = 21$

$2 \times 8 = 16$

$3 \times 8 = 24$

$2 \times 9 = 18$

$3 \times 9 = 27$

$2 \times 10 = 20$

$3 \times 10 = 30$

Class:

Subject:

Worksheet No

حروف تہجی -



ب پ ت ط ث

ج چ ح خ

د ذ ڈ

ر ز ژ

س ش ص ض

ط ظ ع غ

ف ق ک گ

ل م ن و

ہ ھ ی

کے

ادھی شکلیں

Handwriting practice sheet for Urdu characters. Each row contains a musical staff with a note and a corresponding Urdu character. The characters are arranged in pairs across the rows:


- Row 1: ب (Ba), پ (Pe)
- Row 2: ت (Ta), ث (Tha)
- Row 3: ج (Ja), چ (Cha)
- Row 4: خ (Kh), گ (Ga)
- Row 5: د (Da), ڈ (Dha)
- Row 6: ذ (Za), ڈ (Dha)
- Row 7: ر (Ra), ز (Za)
- Row 8: س (Sa), ش (Sha)
- Row 9: ص (Sa), ض (Za)
- Row 10: ط (Ta), ظ (Za)
- Row 11: ظ (Za), ظ (Za)
- Row 12: ظ (Za), ظ (Za)
- Row 13: ظ (Za), ظ (Za)
- Row 14: ظ (Za), ظ (Za)
- Row 15: ظ (Za), ظ (Za)
- Row 16: ظ (Za), ظ (Za)
- Row 17: ظ (Za), ظ (Za)
- Row 18: ظ (Za), ظ (Za)
- Row 19: ظ (Za), ظ (Za)
- Row 20: ظ (Za), ظ (Za)

Class:

Subject:

Worksheet No

حروف تہجی -



ا ا

ب ب

پ پ

ت ت

ث ث

ج ج

ح ح

خ خ

د د

ذ ذ

ر ر

Subject:

Class:

Worksheet No

شہادتِ حروف (نو)

شہادتِ حروف / حروف

ا

ب ب ب

پ پ پ پ


و

Class:

Subject:

Worksheet No

آدھی شکلوں کے ساتھ ا کا استعمال۔



بہ + ا = با د + ا = دا

پ + ا = پا ش + ا = شا

ت + ا = تا ص + ا = صا

ظ + ا = ظا ض + ا = ضا

ث + ا = ثا ع + ا = عا

ج + ا = جا ح + ا = حا

چ + ا = چا ف + ا = فا

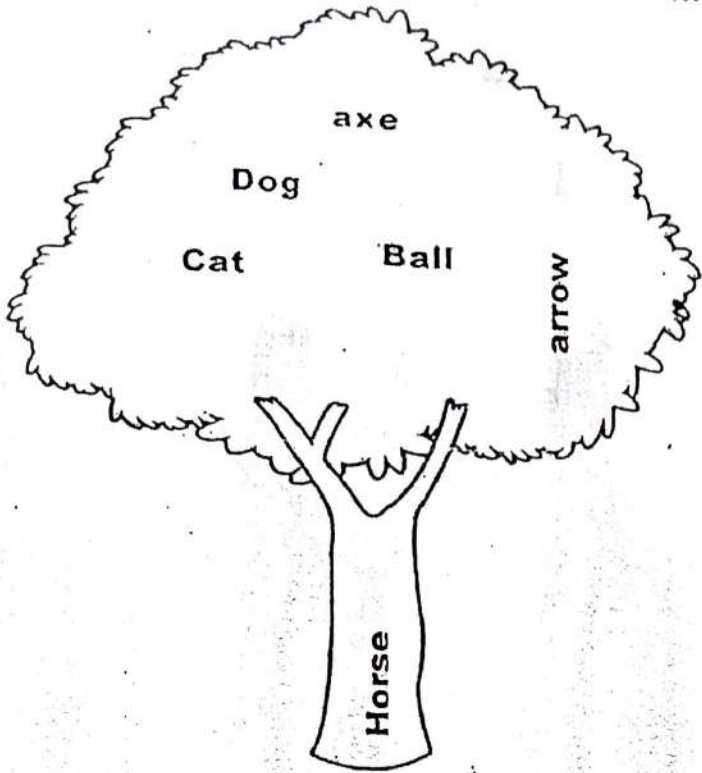
ق + ا = قا ح + ا = حا

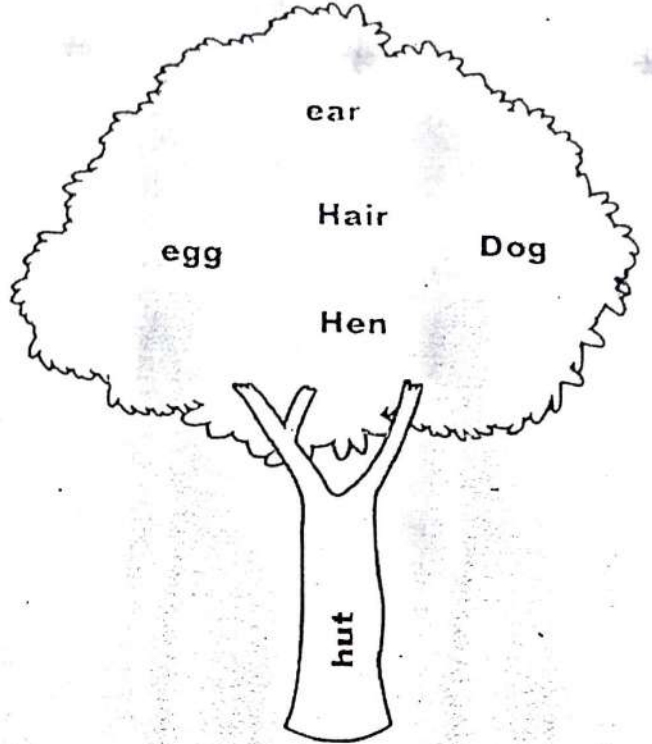
خ + ا = خا ک + ا = کا

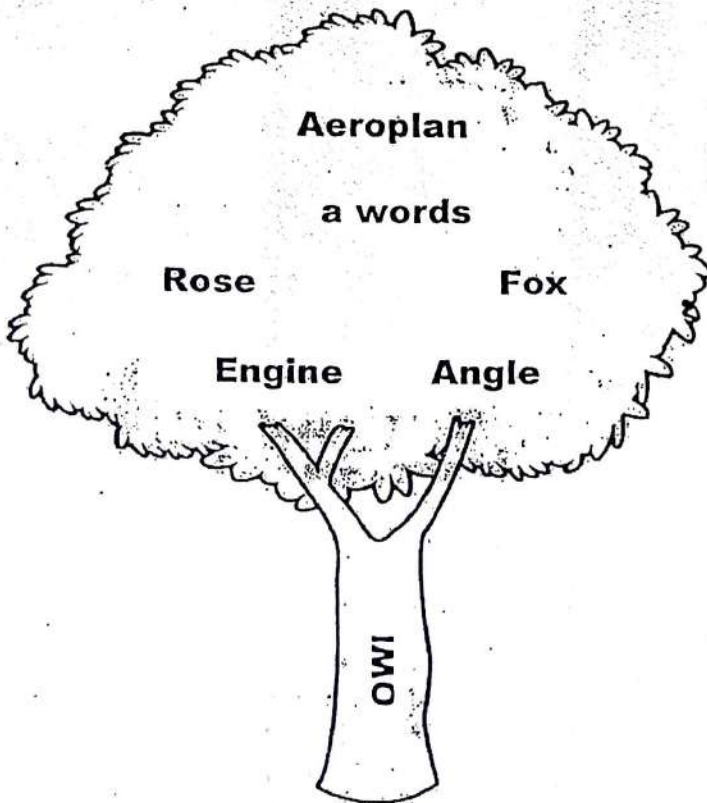
گ + ا = گا

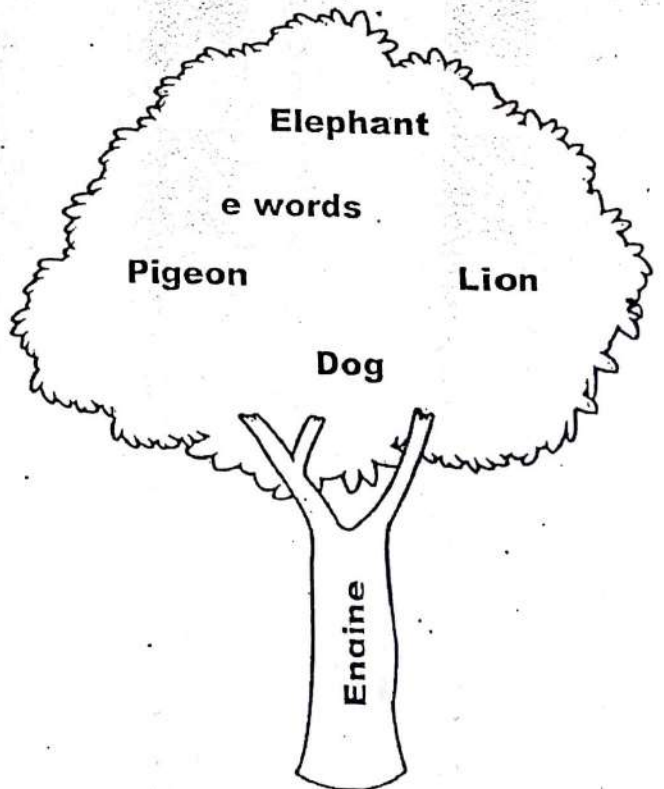
Worksheet (1)

Circle the words with phonic sound "a,e" and write on given blanks.







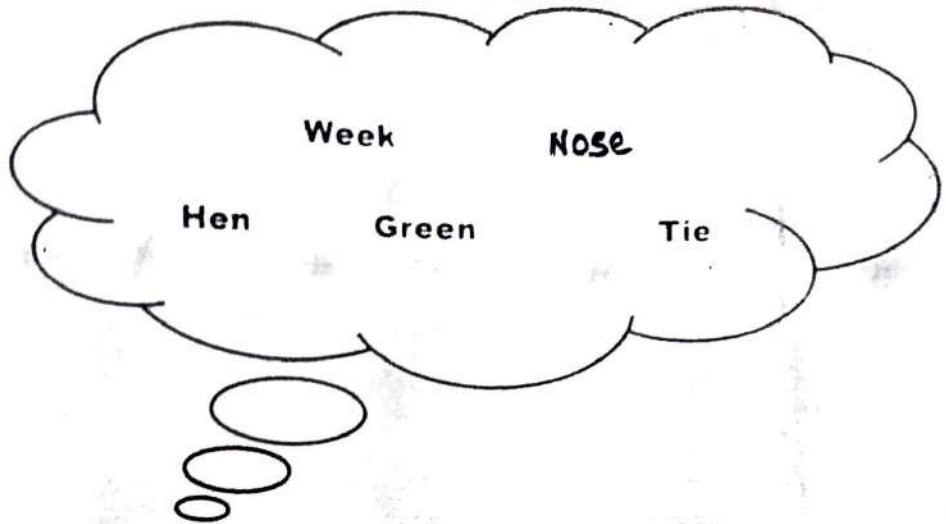


CLOUD



Worksheet (2)

Add a word to each group from the given cloud.



Add a word to each group.

1. Year Month
2. Astrich Duck
3. Eye Ear
4. Pink Yellow
5. Pant Shirt













Worksheet (3)

Circle the odd one out in each groups and color them.

- | | | | |
|------|------|------|------|
| Hat | Mat | Mid | Rat |
| Bun | Day | Ray | Hay |
| Not | Hot | Got | Bed |
| Hook | Book | Home | Look |
| Bin | Tin | Fin | Key |

Action Verbs Worksheet

Q. Circle the correct picture.

<p>I can kick.</p>			
<p>I can jump.</p>			
<p>I can read.</p>			
<p>I can brush.</p>			

Worksheet (5)



The egg is _____ the nest.
(in, on, under)



The girl is _____ the tree.
(in, on, under)



A jug is _____ the table.
(in, on, under)



A bear is _____ the jungle.
(in, on, under)



Man is sitting _____ a tree.
 (in, on, under)



A key is _____ a lock.
(in, on, under)

Worksheet (1)

Add the numbers. Colour all the rughbies with answers 7 green, 8 red, 6 blue and 9 pink.


and 9 pink:




6



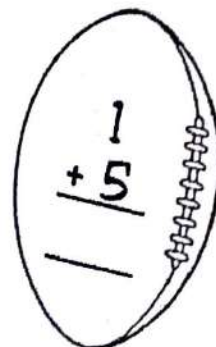
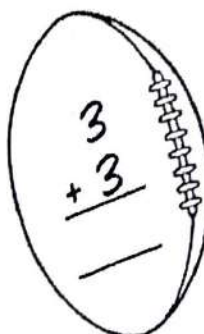
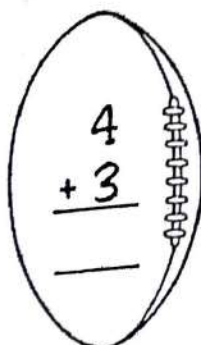
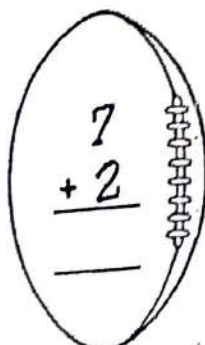
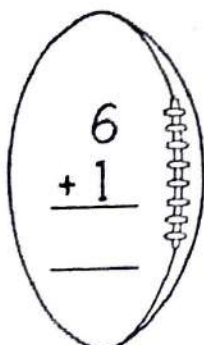
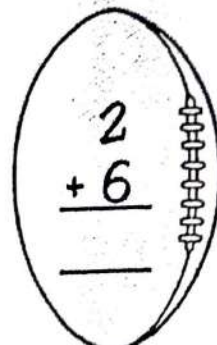
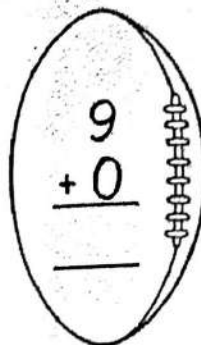
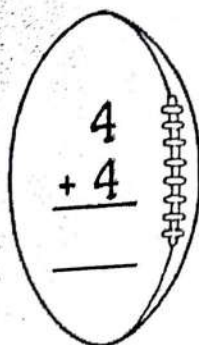
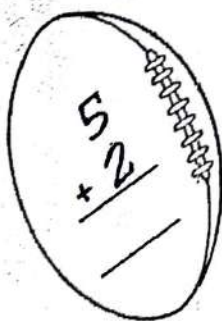
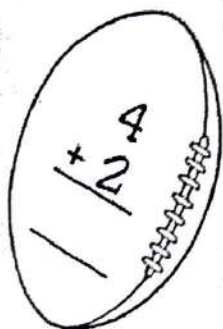
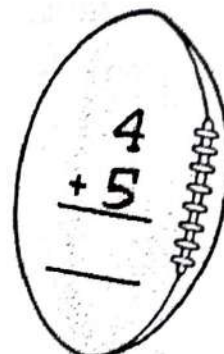
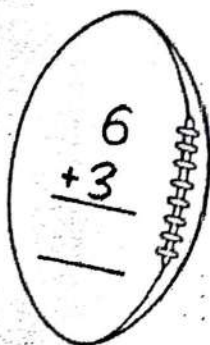
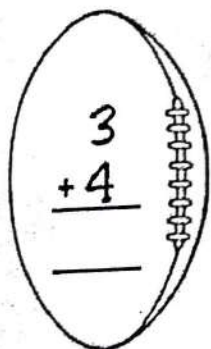
7



8

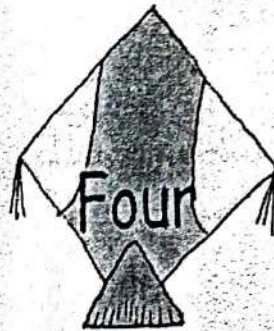
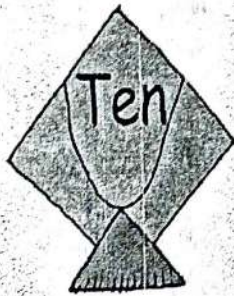
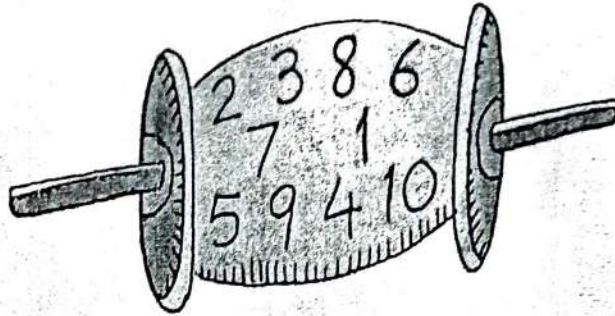



9



Worksheet (2)

Draw lines to match the number names to the numerals.



Now write the number names from one to ten :

1 _____

2 _____

3 _____

4 _____

5 _____

6 _____

7 _____

8 _____

9 _____

10 _____

Worksheet (4)

Arrange the given numbers from the smallest to the largest (ascending order):

11

8

3

17

14



Arrange the set of numbers from the largest to the smallest (descending order):

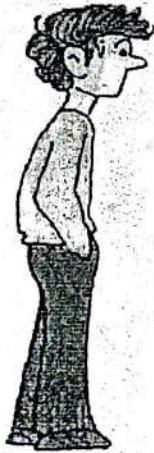
15

20

12

10

9



WorkSheet (1)

دئے گئے حروف کے دو دو لفظ لکھئے۔

- (۱) ا: انار
- (۲) ب: باہر
- (۳) پ:
- (۴) ت:
- (۵) ٹ:
- (۶) ث:
- (۷) ج:
- (۸) چ:
- (۹) ح:
- (۱۰) خ:

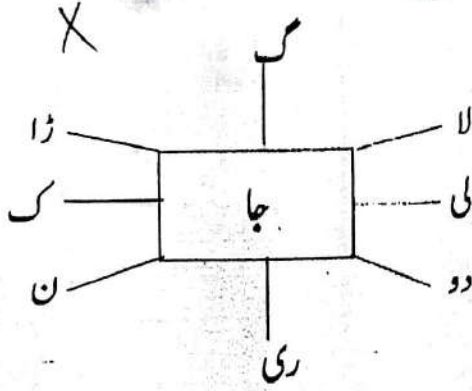
اقراء ایجو کیشنل انسٹچوٹ

اردو

الطی کے۔ جی

WorkSheet (2)

(جا) سے لفظ بنائیے۔



☆

WorkSheet (3)

ملائیں اور پورا کیجئے۔




ہا-----

(1)




مُر-----

(2)



ب-----

(3)



گھو-----

(4)

(Worksheet 4)

س: آدھی شکلیں لکھئے۔

- | | |
|----------------|----------------|
| ----- = خ (۱۱) | ----- = ب (۱) |
| ----- = س (۱۲) | ----- = پ (۲) |
| ----- = ش (۱۳) | ----- = ت (۳) |
| ----- = ص (۱۴) | ----- = ٹ (۴) |
| ----- = ض (۱۵) | ----- = ث (۵) |
| ----- = ع (۱۶) | ----- = ج (۶) |
| ----- = غ (۱۷) | ----- = چ (۷) |
| ----- = ف (۱۸) | ----- = ح (۸) |
| ----- = ک (۱۹) | ----- = ق (۹) |
| ----- = ل (۲۰) | ----- = گ (۱۰) |

(Worksheet 5)


س: شرارتی حروف کے خانوں میں رنگ بھرئے۔

و	ہ	د	ط	ص
ز	ک	ژ	ج	ڑ
ا	س	ڈ	ز	ع

Color the Pictures from Worksheet No. 1 to Worksheet No. 5.


Worksheet (1)

CHILLI



Worksheet (2)

PINEAPPLE



DINASOUR

